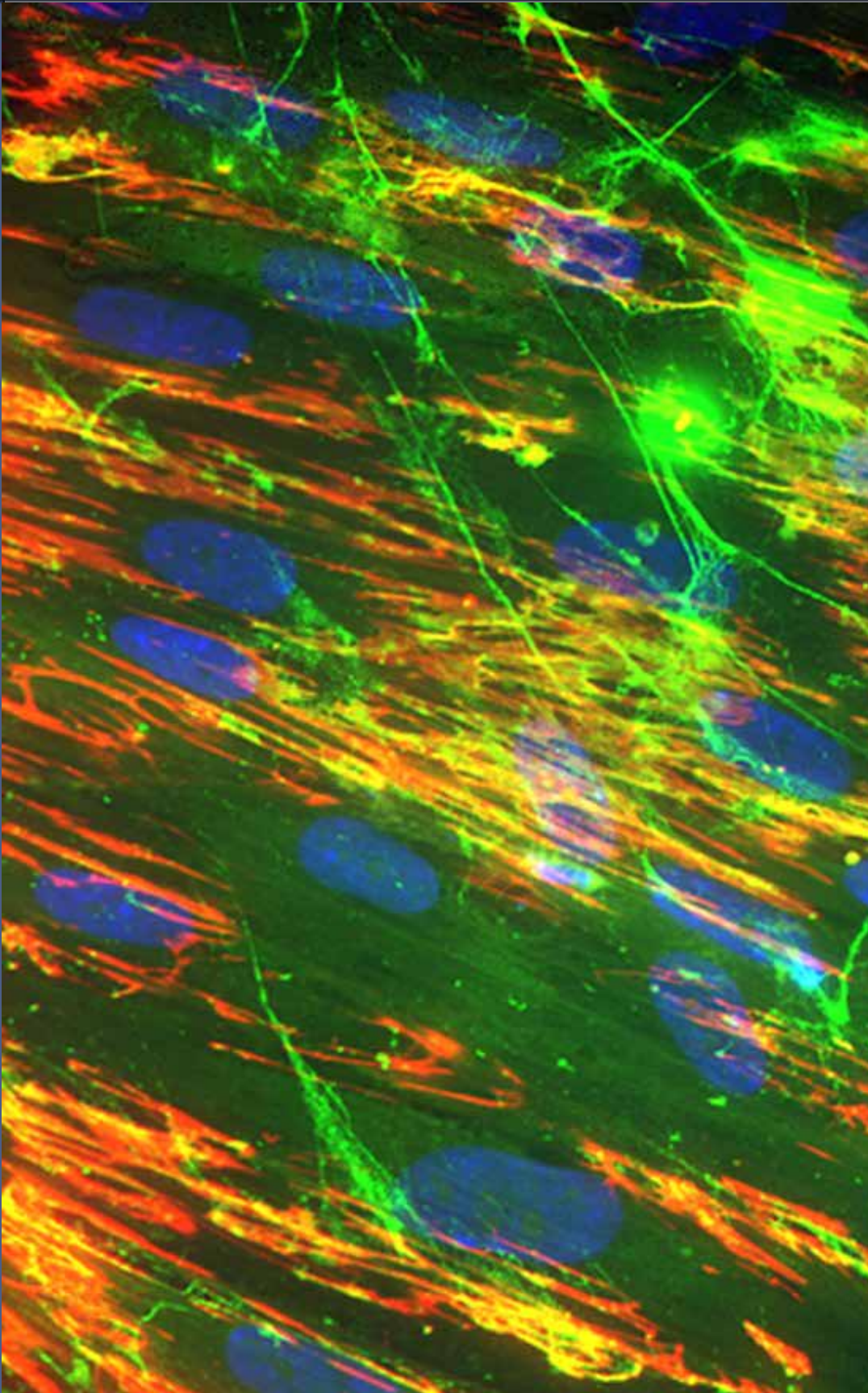




The Histochemical Society NEWSLETTER

July 2015

Vol. 28 No. 2



In this Issue...

Letter from the
Executive Director • 2

Getting Published
in *JHC* • 3

Call for
Mini-Reviews • 4

Report on
IHCM Course • 5 - 8

Meet the New HCS
Councilors • 9

Report from the
Awards Committee • 10

EB 2015 • 11 - 12

Gomori Award • 13

Business Meeting
Minutes • 14 - 16

Image courtesy of Thomas Wight
and Stephen Evanko of the Benaroya
Research Institute, Seattle.

**Role of Hyaluronan in Myofibroblast
Formation.**

Image shows colocalization of hyaluronan (green) and fibronectin (red) in human lung myofibroblast. The cells had been treated with TGF- β 1 for four days to induce the myofibroblast transition. Nuclei stained with DAPI (blue).

A Letter to HCS Members....



The HCS Council has made several important decisions in recent months. Some of these have been under consideration for some time and others were made after a strategic planning meeting that was held in Bethesda in January of this year. More details about that meeting and proposed plans for the future of the Society will follow soon.

Several goals have been achieved.

First, HCS renewed its contract with SAGE Publications to publish the *Journal of Histochemistry & Cytochemistry (JHC)* for a period of six years. This entails responsibility for production, marketing to libraries and distribution of The Journal. This was an important, key decision since the agreement provides stability and financial support for business affairs of the Society and for support of editorial

management of The Journal.

Second, HCS entered into an agreement with the Federation of American Societies for Experimental Biology (FASEB) to manage the Editorial Office of *JHC*. This move was under consideration by Council for some time, but was moved forward when key members of our staff in Seattle, Meg McGough and Tanda Jaipen, left their Society and the Journal positions to take other jobs at the University of Washington. The Editorial Office of *JHC* at FASEB has responsibilities that include interaction with the Editor-in-Chief and our publisher, oversight of the peer-review process and in general all pre-production management of manuscripts. Cody Mooneyhan is Deputy Director of Publications at the FASEB Office of Publications and he now directs the *JHC* Editorial Office.

Third, the Editor-in-Chief Designate of *JHC* was recently chosen after an international search. Stephen Hewitt, whose laboratory is located at the NIH, will begin as Editor in January 2016, when John Couchman ends his term. Stephen has been a member of the HCS Council and is on the Editorial Board of *JHC* and has a long history with The Journal and The Society. Stephen is prepared to take on the challenge of academic publishing in the current very challenging environment.

Fourth, HCS Council has recently entered into agreement with FASEB for management of the Society beginning in the fourth quarter of 2015. Business operations will move from Seattle to the Bethesda campus of FASEB. During the ongoing transition a new Executive Director will be chosen who will be located at FASEB. In this way both *JHC* and HCS will be managed by FASEB at one location.

Change is often difficult for all concerned, but I believe that these changes are important for the long-term stability and growth of the HCS and *JHC*. Our engagement as a member society of FASEB makes our move to their management of the Journal and Society Business Office a logical step and I am encouraged that this will lead to a long and successful relationship.

The HCS Council has worked diligently and has acted decisively on these many important decisions that will shape the future of the Society and The Journal.

As these changes in management are finalized I particularly want to thank both Meg McGough and Tanda Jaipen for their important contributions to the success of Society and Journal operations. Also, our colleagues Past President Denis Baskin has provided critical leadership and guidance during this period of change and John Couchman for his outstanding leadership as Editor of *JHC*.

Bill Stahl
Executive Director, HCS

Getting Published in JHC



The Histochemical Society has fostered the *Journal of Histochemistry & Cytochemistry* for over 60 years. In that time *JHC* has published many significant advances in our field and continues to publish high quality articles, reviews, perspectives and letters. I would encourage all HCS members to consider *JHC* when thinking about submitting some of their work.

There is a mis-perception that *JHC* only publishes advances in techniques, but that is certainly not the case. We are regarded as a cell biology journal covering many sub-disciplines, including pathology, immunology, neuroscience, cell and developmental biology, matrix biology, epigenetics etc. We have a wide ranging and experienced editorial board who devote considerable time to effective and above all, fair, peer review. Some of you may well know this first hand. However, for those less familiar with the practice of getting work published here are some tips.

1. Be sure that the messages are clear, especially in the abstract, and also ensure that the title succinctly summarizes the work. Avoid bland titles such as “a study of protein X in avian development”
2. Please follow the guidelines for authors. If your manuscript is not formatted appropriately it will not get to first base, the Editor-in-Chief’s desk(top). This particularly applies to images and other figures. Remember that high image quality is of great importance for *JHC*.
3. Be sure that the method section is complete in such a way as to allow repetition by others. Specify the source and catalog numbers for antibodies and other key reagents. Always ensure that appropriate controls are included (see Hewitt et al. *JHC* 2014 62: 693-7 for guidelines on controls).
4. While *JHC* does publish work that is purely descriptive if it has an important message regarding, for example, an antibody used in diagnostics, this is uncommon. Reviewers expect that images will be accompanied by experimental work that throws new light on the structure/function of cells or tissues.
5. Remember the readership. We publish across a wide range of biological disciplines, and welcome original contributions in plant and invertebrate biology in addition to more traditional areas such as mammalian and human biology. However, it is also important to remember that the work should be of interest to a range of our readers.
6. English. If English is not your native language it might be wise to have the manuscript checked by a native speaker. A negative perception can be generated in the minds of reviewers and editors if the flow of the manuscript is marred by errors. In severe cases the manuscript may be returned to the authors without review.

We look forward to receiving your manuscripts. *JHC* publishes work from across the world and we encourage you to support the journal. Don’t forget to send your best image to be considered for the cover!

John Couchman, Editor-in-Chief
May 09, 2015.

JHC Call for Mini-Review Articles



The *JHC* publishes timely mini-reviews, especially those that involve the application of histochemical techniques and imaging methods to cell biology and pathology. Many *JHC* review articles are highly cited and have a citation half-life of over 10 years.

The *JHC* now offers expedited review and publication of mini-review manuscripts for publication in 2015.

Mini-Review Deadline

For publication in 2015, manuscripts must be submitted by August 31, 2015 at:

<http://www.sagepub.com/journals/Journal201999/manuscriptSubmission>

Preparation and Submission

For manuscript preparation and submission information, visit:

http://jhc.sagepub.com/site/misc/Index/Instructions_for_Authors.xhtml

JHC Information

For information about the *Journal of Histochemistry and Cytochemistry*, visit:

<http://jhc.sagepub.com/>

Denis Baskin

Executive Editor



Immunohistochemistry and Microscopy Course



Our HCS course was held this year from March 14-19th, 2015 at the Marine Biological Laboratory (MBL). This was the sixth year that the course has been held at the MBL. It was an unusual year in that snow and ice still remained. The eel pond was still partially frozen! But it was a successful week with a great group of enthusiastic students and engaged faculty. The motto for the course was **“Imaging the Biology of Cells – Just Do It Right.”**

This course is taught by HCS and industry faculty and provides participants with in-depth theory and extensive hands-on experience with immunohistochemistry (IHC) techniques as well as theory and hands-on experience with a broad range of microscopic imaging techniques. In recent years the course has increased emphasis on troubleshooting and more in-depth training in the use of correct microscope modalities for different types of sample preparation and imaging. The MBL provides an excellent venue for the course with recently remodeled laboratory space and a broad range of brightfield, fluorescence and confocal scopes provided by industry for use in the course.

As the course has developed over the past several years there has been a shift in student distribution with increased numbers of graduate students, post-docs and university faculty enrolling for the four-day course. The course participants included: three undergraduates, three research scientists, 11 graduate students, six post-docs and seven faculty and senior investigators. There were 21 female students and ten minority students in the class with foreign students from Norway, Thailand, The Philippines, Israel, Brazil, Canada, Turkey and the Czech Republic. As the course ended the directors distributed the traditional certificates of completion to the group – this year T-shirts were also provided. We look forward to next year at the MBL.

Course Date Next Year: March 12-March 17, 2016

Application Deadline: January 22, 2016


Course Co-Directors: Eduardo Rosa-Molinar, The University of Kansas and

Charles Frevort University of Washington School of Medicine

For more information visit: <http://www.mbl.edu/education/special-topics-courses/immunohistochemistry-and-microscopy-ihcm/>

IHCM 2015

Matthew Gastinger, a member of industry faculty for the Course, is with Bitplane/Andor Technology and is engaged in 3D/4D image analysis



Mark Clymer, also an industry faculty participant in the course, is Director of Marketing with Datacolor, Inc



Students engaged in deparaffinizing tissue as part of the Immunohistochemistry protocol.

IHCM 2015

Paul Goodwin, is Director of Advanced Applications at Applied Precision/GE and is a member of the Histochemical Society Council and is a member of the industry faculty for the Course. He directs the DeltaVision OMX Super Resolution Microscopy System project.



Rattina Dasse Nadaradjan (Dalhousie Medicine New Brunswick) was a student in the Course and is seen with **Denis Baskin**, HCS Past President and co-founder of the first Immunohistochemistry Course taught by HCS.

IHCM 2015



Jack Mill
Spot Imaging Solutions;
Industry Faculty



Jim McIlvain
Carl Zeiss; Industry Faculty



Bill Stahl
HCS Exec. Director, and
Academic Faculty



Chuck Frevert
Co-Director of Course



Stephen Hewitt
Academic Faculty



Ed Rosa-Molinar
Co-Director of Course

Meet New HCS Councilers


We welcome three new members to the Histochemical Society Council.



Alejandro Adam is an assistant professor at the Center for Cardiovascular Sciences and Department of Ophthalmology, Albany Medical College.

He was the Vector Laboratories Outstanding Young Investigator Awardee and a Research Scientist Travel Awardee at the HCS Meeting in 2013. Alejandro has recently served as a member of the HCS Awards and Membership Committee.

He works on endothelial signaling in acute and chronic inflammation regulating vascular permeability and leukocyte transendothelial migration.



Steven L. Carroll is Professor and Chair of the Dept. of Pathology and Laboratory Medicine, at the Medical University of South Carolina. A goal of his research program is to identify the molecular abnormalities driving the pathogenesis of neurofibromatosis type 1-associated neurofibromas and malignant peripheral nerve sheath tumors and to develop effective new treatments for these neoplasms.



Liliana Schaefer is Professor of Pharmacology at Goethe University, Frankfurt/Main. Her lab works on the role of the extracellular matrix in inflammatory and fibrotic renal diseases.

She continues to work as a member of the Editorial Board of The Journal of Histochemistry & Cytochemistry.

Committee Reports

About HCS Awards



During the last few months, the HCS Membership and Awards committee has been hard at work revising the HCS awards to make them simpler and more accessible to all HCS members. The HCS awards program is an important benefit to HCS members, allowing them and their students or post-docs, to attend and present their research at the Experimental Biology meeting.

The HCS offers a number of awards to its members and other individuals that are interested in the development and use of imaging techniques that provide biochemical and molecular information about the structure and function of cells, tissues and organs.

Researchers at different stages of their careers can apply to these awards. Eligibility for these awards requires an abstract submission as a presenter at the [Experimental Biology \(EB\)](#) meeting or attendance to the Histochemical Society's [Immunohistochemistry and Microscopy \(IHCM\)](#) course at the Marine Biological Laboratory in Woods Hole, MA. The following changes are being considered:

1. Increase monetary amount of the awards (both merit and travel).
2. Change application deadline to a date closer to the EB abstract deadline (November 20, 2015)
3. Allow all HCS members that submit abstracts to EB to apply for HCS travel awards
4. Remove nomination requirement from the Young Investigator award
5. Increase visibility of the HCS awards by:
 - a. Increasing advertising at social network sites such as Facebook and others.
 - b. Include ads in Experimental Biology related websites
6. Consider establishing travel award programs with other societies at EB, similar to the HCS/ASIP travel award program
7. Identify HCS awardees for presentation at the ASIP Scientific Interests Groups

Your suggestions are welcome about changes to the awards program.

Margarida Barroso

Chair, Awards & Membership Committee

President-Elect HCS

Email address: barrosm@mail.amc.edu

EB 2015



HCS/ASIP Trainee Travel Awards

(Left to Right) **Ali Citalan-Madrid**, CINVESTAV-IPN, Mexico; **Sally Davis**, NIH; **Gabriel Fung**, University of British Columbia; **Hamza Gokozan**, The Ohio State University

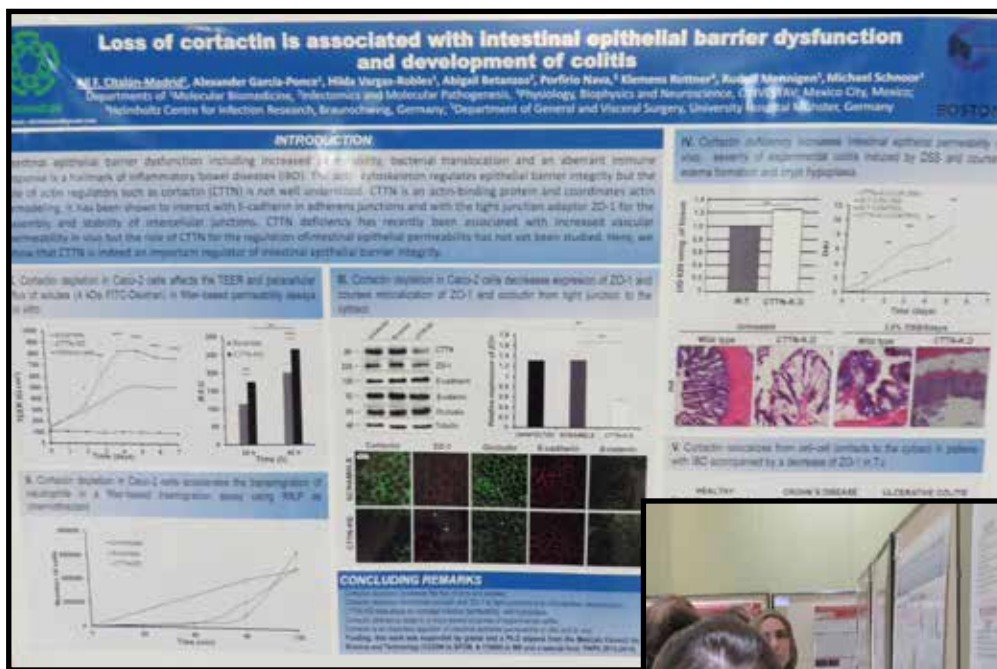


President **Chuck Frevert** presents award to Immediate Past-President **Nancy Sawtell**




Doug Taatjes received award from **Chuck Frevert** for service as an HCS Councilor.

**EB
2015**



Poster by **Ali Citalan-Madrid**, CINVESTAV-IPN, Mexico



Hiba Alsaffar of Albany Medical College explains her poster at Scientific Interest Group held at EB 2015



President-Elect **Margarida Barroso** with **Gabriel Fung**, University of British Columbia

George Gomori Award



Ron Van Noorden Receives The Society's Highest Award

The George Gomori Award was awarded to Ron Van Noorden at The Histochemical Society's recent meeting in Boston. This Award recognizes outstanding contributions to the fields of histochemistry and cytochemistry. Ron is currently Professor and Chairman of the Department of Cell Biology & Histology, Faculty of Medicine, University of Amsterdam and is a Past-President of HCS.

His research has focused on the development and application of histochemical techniques to cellular pathology and is linked to the quantitative analysis of enzyme activity in situ and metabolic mapping. He is recipient of many scientific awards including the David Glick award at the International Congress of Histochemistry and Cytochemistry in 2012

He joins a distinguished group of scientists who have received the Gomori award: Charles LeBlond, 1987; Samuel Spicer, 1991; Paul Anderson, 1995; Marilyn Farquhar, 1999; Morris Karnovsky, 2003; Paul Nakane, 2007; Shan-Rong Shi, 2011.

The 66th Histochemical Society Annual Meeting As a Guest Society of The American Society for Investigative Pathology at Experimental Biology 2015

Business Meeting Minutes

March 29, 2015, 6:30pm, Renaissance Boston Waterfront Hotel,
Atlantic Ballroom 3, Boston, MA

Attendance Officers: President Charles Frevert, President-Elect Douglas Rosene; Past-President Nancy Sawtell. Councilors: Paul Goodwin; Jim Mandell, Douglas Taatjes, Margarida Barroso; Executive Director William Stahl, Editor-in-Chief Designate Stephen Hewitt, JHC Executive Editor Denis G. Baskin; JHC Managing Editor Cody Mooneyhan.

Attendance: 30. Many past-presidents of the Society were present.

1. Call to Order

The meeting convened at 6:40PM with the President welcoming HCS Council, members, awardees and guests.

2. President's Report.

The President noted that HCS has had significant events during the past year. These included renegotiation for the HCS publishing contract with SAGE Publications for the period 2015-2019. Second, an international search for the next Editor-in-Chief of the Journal of Histochemistry & Cytochemistry was successfully concluded with selection of Stephen Hewitt. In January 2016 our current EIC, John Couchman retires from this position and Stephen Hewitt will assume the duties. During the current year they will work on transition plans related to the editor's tasks.

3. EB2015.

The President commented on several very successful symposia and the JHC lecture at this meeting. These were:

- a) The ASIP Robert Stowel Endowed Lecture Series Symposium: *Unlocking New Tools For Experimental Pathology. Advances in Detection Systems from Super Resolution Microscopy to Whole Animal Imaging* held on Saturday, March 28th and
- b) *Advanced Imaging Techniques and Systems – Super Resolution Microscopy* on Sunday, March 29th.
- c) The Society was fortunate to have **Gaudenz Danuser** deliver the JHC Plenary Lecture entitled "*Computer Vision of Cell Dynamics*" on Sunday March 29th
- d) The Scientific Interest group meeting featuring HCS posters related to immunohistochemistry will be held on Tuesday evening, March 31st.

He reported that the **Immunohistochemistry & Microscopy Course** recently held at the Marine Biological Laboratory from March 14-19 and taught by HCS faculty in collaboration with faculty from industry was very successful. The motto for the course was "Imaging the Biology of Cells – Just Do It Right." The course participants included: three Undergraduates, three Research Scientists, 11 Graduate Students, six Post-Docs and seven Faculty and Senior Investigators. There were 21 female students and ten minority students in the class with foreign students from Norway, Thailand, The Philippines, Israel, Brazil, Canada, Turkey and the Czech Republic.

A Strategic Planning Meeting was held in January 2015 in Bethesda, MD at FASEB Headquarters. The meeting was preceded by several months of work of the strategic planner, Joan Goldberg of Strategic Assessment and Solutions with members of Council. In addition the membership responded to a questionnaire from the planning team regarding key issues. The meeting began on January 30th and concluded on the 31th with the development of a detailed plan for advancing the various important missions of the Society and Journal.

cont. next page...

Several key elements included the creation of two new committees: Communications and Education. These plans will be shared in the coming months.

4. Secretary – Treasurer’s Report.

Stephen Hewitt as outgoing Secretary-Treasurer reported on the financial status of HCS. He stated that the Society is financially healthy.

5. Editor-in-Chief Report.

In the absence of John Couchman, Stephen Hewitt reported that *The Journal* remains strong both from the perspective of subscriptions by institutional subscribers as well as submissions. The society renewed the publication contract with Sage, for an additional 6 years (renewing a year early on the initial contract). Speaking as the EIC designate, Stephen Hewitt stated that he looks forward to leading *JHC*, and expresses his thanks to the support of the HCS leadership in his selection and looks forward to working closely with the society.

6. Executive Director’s Report.

Executive Director William Stahl reported that transition plans are being developed for future management of the Society and the Journal. Currently the Journal is under interim management by FASEB and discussions are being held about future plans for longer term Journal and management of HCS business affairs. He recognized the Past-presidents in the audience and thanked Council members, officers and the membership for their support over the years that the Society and Journal were managed in Seattle. In particular Denis Baskin has played a key role in governance. Also he thanked both Tanda Jaipean and Meg McGough who have moved to other positions at the University of Washington during the past year. Their support, loyalty and dedicated work over the years were instrumental in furthering the mission of the Society and the Journal.

7. Awards and Membership Committee Report

Margarida Barroso as Chair of The Awards and Membership Committee presented the following awards:

a) Outgoing Past-President **Nancy Sawtell** and Councilor **Douglas Taatjes** were presented awards for their valued roles in governance of the Society.

b) HCS Travel Awards:

Alena Rudkouskaya, Albany Medical College
Kelley J. Murphy, Morgan State University

c) HCS/ASIP Trainee Travel Awards

Hamza Gokozan, The Ohio State University
Gabriel Fung, University of British Columbia
Ali Citalan-Madrid, CINVESTAV-IPN, Mexico
Sally Davis, NIH
Dae Elk Yi, NIH

d) The **Anna-Mary Carpenter-Ellen M. Rasch Award** for Outstanding Service to HCS was awarded to Heinz-Ulrich Weier of the Berkeley Lawrence Livermore Laboratory.

e) The **George Gomori Award**, the highest award of the Society to recognize outstanding scientific accomplishments was awarded to Cornelis (Ron) Van Noorden of the University of Amsterdam.

8. Incoming Officers and Councilors.

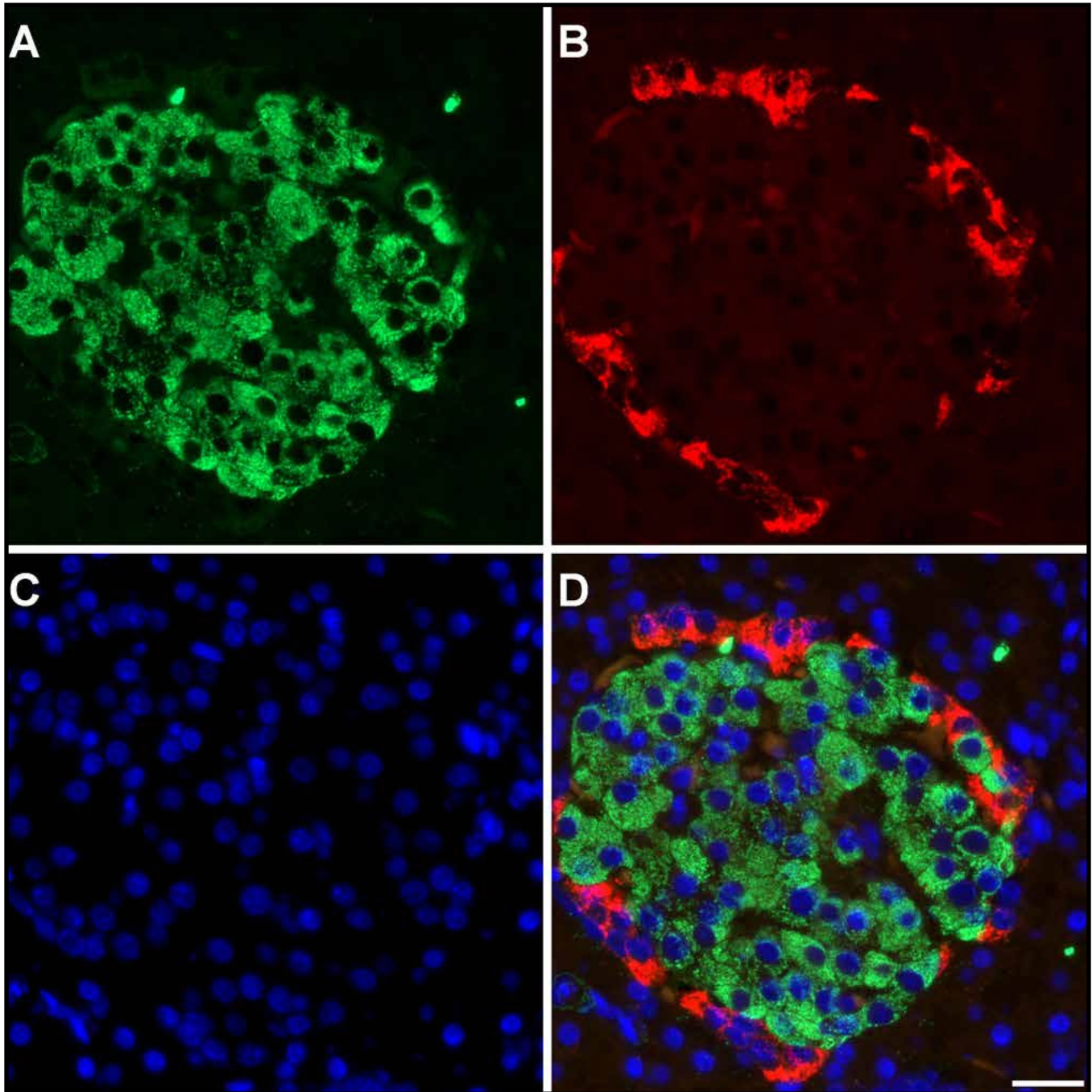
President Frevert introduced Douglas Rosene as the new President of the Society and Margarida Barroso as President-Elect. New Councilors are Alejandro Adam (2015-2018), Liliana Schaefer (2015-2019) and Steven Carroll (2015-2019). At this business meeting Doug Rosene assumes a two-year term as President of HCS

cont. next page...

and Chuck Frevert becomes Immediate Past President for a two-year term.

9. Adjournment.

The Business Meeting adjourned at 8PM and attendees were invited to remain for an extended reception.



This image was created by **Robbie Van Sciver** at IHCM 2015.

This is an islet from rat pancreas labeled by fluorescence immunohistochemical staining. Panel A = Anti-insulin (Beta cells) Panel B= Anti-glucagon (Alpha cells) Panel C=DAPI (nuclei) Panel D = Merged.

HCS Committees 2014-2015

Awards and Membership Committee

Margarida Barroso, Chair

Scott Tanner
Jim Mandell
Denis Baskin
Eduardo Rosa- Molinar
Alejandro Adam
Stephanie Brosius
Delphine Gomez
Douglas Taatjes
William Stahl, *ex officio*

Program Committee

Charles Frevert, Chair

John Couchman
Rebecca Hull
Paul Goodwin
John Shacka
Stephen Hewitt
Doug Rosene
Nancy Sawtell
William Stahl, *ex officio*

Finance Committee

James Mandell, Chair

Charles Frevert
Margarida Barroso
Stephen Hewitt
William Stahl, *ex officio*

Publications Committee

Elizabeth Unger, Chair

Toyshio Fujimoto
James Mandell
Robin Lorenz
Margarida Barroso
Stephen Hewitt
Denis Baskin, *ex officio*
John Couchman, *ex officio*



Courtesy of: Tom Wight & Stephen Evanko

Visit the HCS Facebook Page at:
<https://www.facebook.com/histochem>

HCS
The Histochemical Society
Non-Profit Organization

Create Call to Action Share

Timeline About Photos Likes More

Journal of Histochemistry and Cytochemistry

Editorial Office

FASEB

Office of Publications
9650 Rockville Pike
Bethesda, MD 20871
Email: johc@faseb.org

Editor-in-Chief

John R. Couchman
Email: johc@faseb.org

Publication Office

Mailing Address:

Office of Publications
9650 Rockville Pike
Bethesda, MD 20871
Phone: 301-634-7100
Fax: 240-407-4430
Email: johc@faseb.org

Executive Editor

Denis G. Baskin
Email: baskindg@uw.edu

Managing Editor

Cody Mooneyhan
Deputy Director of Publications
FASEB Office of Publications
9650 Rockville Pike
Bethesda, MD 20871
Tel: 301-634-7104
cmooneyhan@faseb.org
or contact
Chanel George
Tel: 301-634-7791
cgeorge@faseb.org

The Histochemical Society

Administrative Office

Mailing Address

University Station, P.O. Box 85630
Seattle, WA 98145-1630
Phone: 425-329-2610
Fax: 425-483-1058
Email:
mail@histochemicalsociety.org

Executive Director

William L. Stahl
Email: wlstahl@uw.edu

Executive Secretary (Member Services)

Eleanor Peebles
FASEB, Bethesda
E-mail: epeebles@faseb.org

The Histochemical Society

Officers

President

ROSENE, Doug
(2015-2017)
Boston University Medical Center
E-mail: drosene@bu.edu

President-Elect

BARROSO, Margarida
(2015-2017)
Albany Medical College
E-mail: barrosm@mail.amc.edu

Immediate Past-President

FREVERT, Charles W.
(2015-2017)
University of Washington
E-mail: cfrevert@uw.edu

Secretary/Treasurer

MANDELL, James W.
(2014-2018)
University of Virginia
E-mail: jwm2m@virginia.edu

Councilors

GOODWIN, Paul
(2013-2017)
Applied Precision/GE,
paul.goodwin@ge.com

LORENZ, Robin G.
(2014-2018)
University of Alabama
at Birmingham
E-mail: rlorenz@uab.edu

ADAM, Alejandro
(2015-2018)
Albany Medical School
E-mail: adama1@amc.eduS

CARROLL, Steven
(2015-2019)
Medical University
of South Carolina
E-mail: corrolst@musc.edu

SCHAEFER, Liliana
(2015-2019)
Goethe Universität am Main
E-mail:
schaefer@med.uni-frankfurt.de