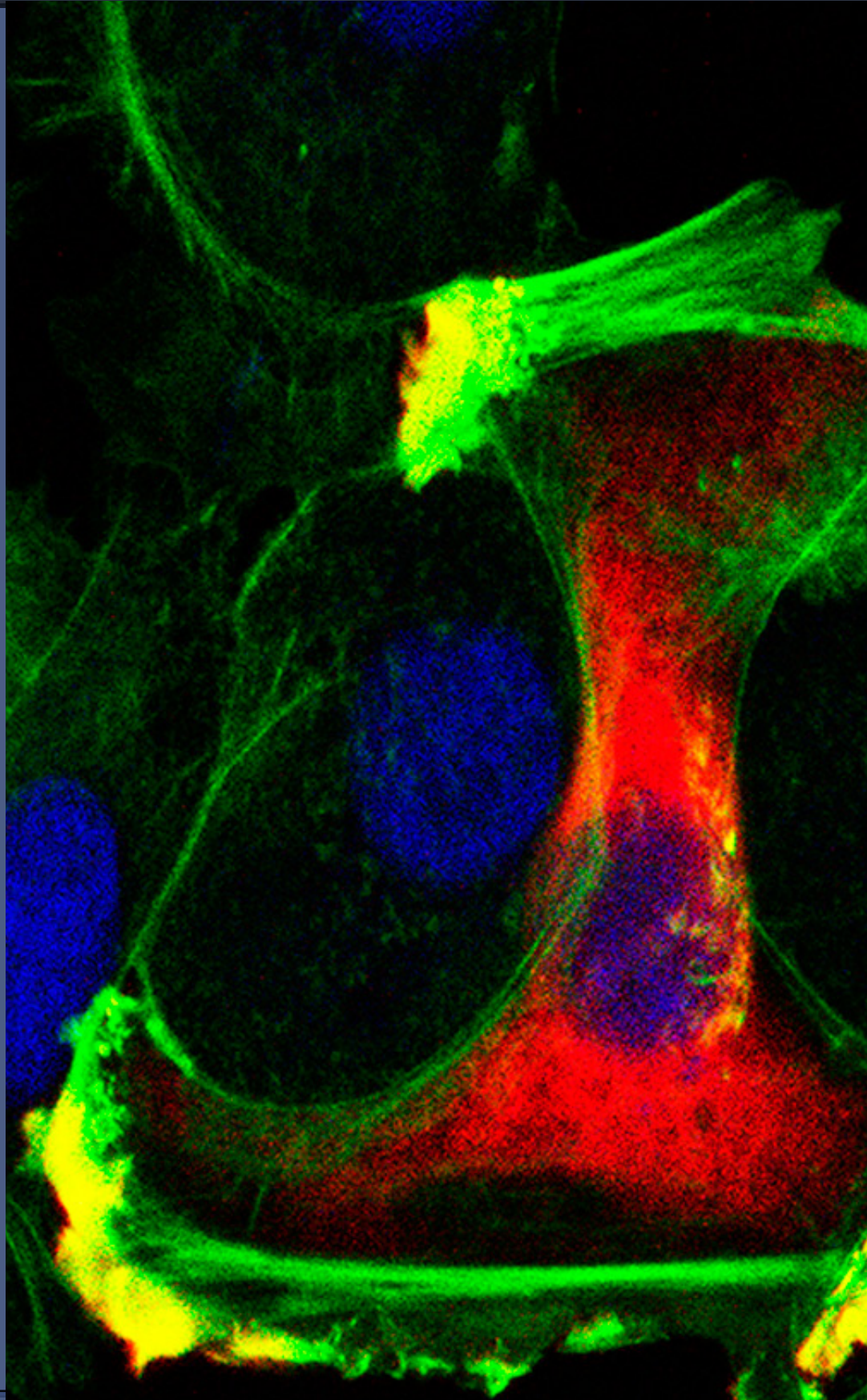




The Histochemical Society NEWSLETTER

July 2014

Vol. 27 No. 3



In this Issue...

Letter from the
HCS President • 2 - 3

The Scholarly
Kitchen • 3

Photo Gallery
from the SIG • 4 -9

HCS and JHC
Facebook Pages • 9

HCS/EB2015
Proposed Symposia • 10

2014 HCS Annual Meeting
Minutes • 11 - 13

Courtesy of M. Gardberg, et al.,
JHC 62(6) 470, 2014

Ovarian cancer cell transfected with
a construct expressing the FH2 do-
main of FMNL1, stained with FMNL1
antibody (red) and green phalloidin
to visualize actin filaments and DAPI
for nuclei.

A Letter to HCS Members....



Dear HCS Members,

It is hard to believe that it has been over two months since the Histochemical Society's 65th annual meeting in San Diego, California. Our meeting was held in association with the Experimental Biology 2014 (EB2014) and the American Society of Investigative Pathology (ASIP) annual meetings, April 26-30, 2014.

The HCS annual meeting began, April 27 with a symposium entitled, ***“Advanced Imaging Techniques and Systems for Live Cell Microscopy”*** with three excellent speakers, **Hari Shroff** from the National Institute of Biomedical Imaging and Bioengineering at the National Institutes of Health, **Elizabeth R. Wright**, from Emory University School of Medicine and **Scott Fraser** from the University of Southern California, Los Angeles, California. Each speaker gave excellent talks on exciting new advances in microscopy and imaging from electron microscopy to super resolution microscopy. Following this symposium, **Dorit Hanein**, of the Sanford-Burnham Medical Research Institute

in La Jolla, California gave the JHC Lecture entitled ***“Structural Mapping of Force Transmission during Directed Cell Migration; Imaging One Cell at a Time”***.

On Sunday afternoon the HCS hosted the symposium entitled ***“Unlocking New Tools for Experimental Pathology: Advances in Immunohistochemistry and In Situ Hybridization”***, which included talks by **Fredrik Pontin** from Uppsala University, Uppsala, Sweden, **Lawrence M. Weiss** from Clariant Diagnostic Services, Inc., Aliso Viejo, CA and two speakers from the Allen Institute of Brain Science, **Amy Bernard** and **Stephen Smith**. The talks during the afternoon session provided insights into advances made using immunohistochemistry in experimental and clinical pathology.

The two symposia and JHC Lecture that were sponsored by HCS were well attended by our members and members from other societies. More importantly the symposia and JHC lecture showcased the role that histochemistry and cytochemistry play in advancing scientific inquiry in basic and translational research.

An important goal during EB2014 was to give HCS members a number of opportunities to interact with each other outside of the scientific meeting. The highlight of the week was the annual HCS Business Meeting and Awards Ceremony on Sunday evening. During the meeting two new HCS Councilors (2014-2018), **Robin Lorenz** from the University of Alabama Birmingham and **James Mandell** from the University of Virginia were introduced. **Margarida Barroso** from Albany Medical School was introduced as an interim councilor (2014-2015) and **Steven Hewitt** from the National Cancer Institute at NIH was introduced as the new Secretary-Treasurer (2014-2017). An important part of the HCS Business Meeting was the awards ceremony where ten HCS travel awardees were presented. The annual meeting turned out to be a very enjoyable evening providing an excellent venue where HCS members were able to socialize with friends, aspiring histochemists and symposia speakers over hors d'oeuvres and a glass of wine.

The final HCS event at EB2014 was the **Immunohistochemistry & Microscopy Scientific Interest Group (IHCM SIG)**, which was held on Tuesday evening. During the IHCM SIG the HCS travel awardees presented their posters and gave HCS members an opportunity to socialize as a group and to interact with members of ASIP. I have to admit that for me the most exciting part of the meeting was the realization that we as a Society were able to highlight our contributions to the larger scientific community.

cont. next page..

A Letter to HCS Members *cont....*

Based on the input from HCS members attending The Histochemical Society's 65th annual meeting I am glad to report that the meeting was a success. It is important for me to point out and thank a number of individuals who were responsible for the success of this meeting including **Meg McGough**, **Tanda Jaipen**, **William Stahl** and the Program Committee and most importantly our membership that joined us in San Diego.

Even though it is still nine months away it is not too soon to begin making plans for The Histochemical Society's 66th annual meeting. Next year we will hold our annual meeting during Experimental Biology 2015, which will be held at the Boston Convention & Exhibition Center, Boston, MA starting on Saturday, March 28th, 2015. The Program Committee has again done an excellent job in putting together two outstanding programs. The Symposia entitled, ***"Unlocking New Tools for Experimental Pathology: Advances in Detection Systems, from Super Resolution Microscopy to Whole Animal Imaging"*** will be held on Saturday Afternoon, March 28th. The Symposia entitled ***"Advanced Imaging Techniques and Systems: Super Resolution Microscopy"*** will be held Sunday morning, March 29th, 2015 followed by the JHC Lecture. We will be providing more information about the HCS 66th Annual Meeting at EB2015 in the next newsletter with detailed information about awards, registration and symposia that are being planned. We hope to see you at our next annual meeting.

Chuck Frevert
President, HCS

About "The Scholarly Kitchen"

The **Society for Scholarly Publishing (SSP)** is the go to source for information, networking, and education for those working in scholarly publishing. SSP's annual meeting is often the first place many find out about new publishing ventures and ideas. In 2008, SSP introduced **The Scholarly Kitchen**, a blog featuring "chefs," offering thoughtful commentary, alerts on new research in the field, and original ideas about how scholarly publishing might move forward in the digital world. The "chef's" day jobs cut across all areas of scholarly publishing and their passion for their field carries over into their writing for the Kitchen.

Interestingly, many **Scholarly Kitchen** posts seem to be written for researchers or at least focus on researchers as authors and consumers of scholarly publishing. We'd like to introduce you to the Scholarly Kitchen through Phil Davis's post ***"What Researchers Value From Publishers, Canadian Survey"***:
<http://scholarlykitchen.sspnet.org/author/pmd8/>

Davis, an independent researcher and publishing consultant, provides an analysis of the report, "Canadian Researchers Publishing Attitudes and Behaviors." While the top three factors peer review, journal reputation and fast publication may come as no surprise to you, Davis has some interesting thoughts about differences between what researchers say they want and their actual behavior as authors. That's only the beginning. Adding to Davis's (and the other chefs) writing are comments from readers that often add contextual information and background to the subject at hand.


Thoughtful writing and great care in parsing the data, is what sets the blog apart and makes it worth your while to stop by and see what's cooking.

The Scholarly Kitchen posts Monday through Friday at:
<http://scholarlykitchen.sspnet.org/>

Meg McGough

The Scientific Interest Group (SIG) on Immunohistochemistry and Microscopy

April 29, 2014 at EB2014



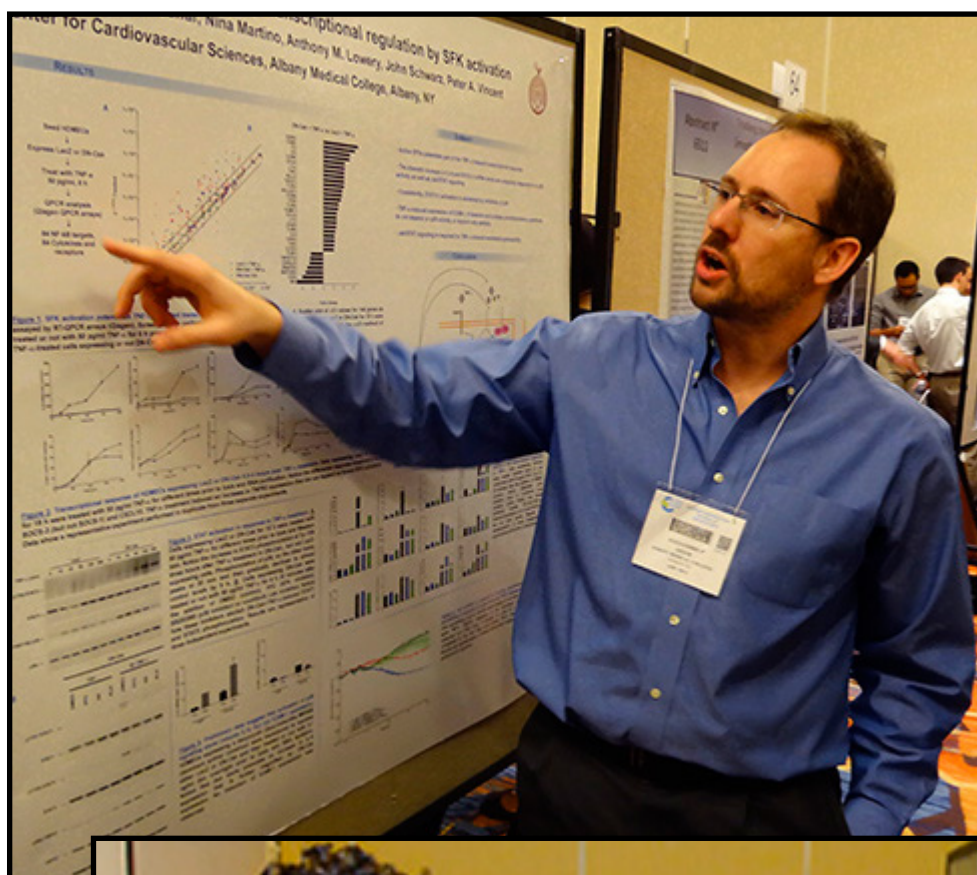
Noraida Martinez-Rivera, a graduate student at The University of Puerto Rico-Rio Piedras, discusses her poster.



HCS members Margarida Barosso and Alejandro Adam, and over 200 others enjoy the SIG.

cont. next page..

Seen at The SIG.....




Alejandro Adam of Albany Medical College received The Vector Laboratories Outstanding Young Investigator Award.




HCS Secretary-Treasurer and SIG Co-Chair, Stephen Hewitt and Delphine Gomez. Delphine was the HCS New Investigator Awardee.

cont. next page..

Seen at The SIG.....



Christopher Graham and his Dad. Christopher received an HCS sponsored ASIP Travel Award to attend EB2014.




Joe Mazurkiewicz discusses research with Margarida Barroso.

cont. next page..

Seen at The SIG.....


HCS President Chuck Frevert
Co-Chair of the SIG.



Rosemary Bassey of the University of UYO, Nigeria.

cont. next page..

Seen at The SIG.....




Scott Turner of the University of Alabama at Birmingham was a Lillie Awardee.



Mark Sobel, Executive Director of ASIP, Ed Rosa-Molinar and Michael Manoharan

cont. next page..

Seen at The SIG.....



Irma Torres-Vazquez presents her poster.

Visit the HCS and JHC Facebook Pages

The **Histochemical Society** maintains two Facebook Pages, one for **The Journal of Histochemistry & Cytochemistry** and another for **The Society**. Each page provides different information.

The **JHC** page is regularly updated with posts about upcoming articles and information that is of interest to authors and researchers. Followers of the page are notified on their newsfeeds about **JHC** posts.

The **HCS** page is updated regularly with posts about upcoming meetings, Society business and items of interest to members.

We have recently started focusing posts to include updates about HCS members. The first two posts focused on Ernie Blevins and Scott Tanner. Both Ernie and Scott were recipients of HCS awards and are moving ahead in their careers.

The HCS Facebook page is located at: <https://www.facebook.com/histochem>

The JHC Facebook page is located at: <https://www.facebook.com/jhc.org>

When you visit the pages, please like the posts and most importantly follow the page to receive new posts in your newsfeed.

Please notify Bill Stahl at: wlstahl@uw.edu if you have suggestions for posts.

HCS/ASIP PROPOSED SYMPOSIA FOR HCS/EB2015 ANNUAL MEETING

Location: Boston Convention & Exhibition Center, Boston, MA

Dates: Saturday, March 28th to Wednesday, April 1st, 2015

ASIP ROBERT STOWEL ENDOWED LECTURE SERIES

SYMPOSIUM: *Unlocking New Tools for Experimental Pathology Advances in Detection Systems, from Super Resolution Microscopy to Whole Animal Imaging*

Date: **Saturday, March 28th, 2:00 to 5:00 PM**

Symposium Chairs: **John Shacka and Stephen Hewitt**

Talks for Symposium

1. **Joshua C. Vaughan**, University of Washington, Seattle, WA,
Title: *New fluorescent probes for super-resolution imaging.*
2. **Jessica L. Mark Welch**, Marine Biological Laboratories, Woods Hole, MA,
Title: *Identifying bacteria in the human microbiome using a multiplexed RNA and DNA FISH to detect bacterial DNA*
3. **Claude Pierre Lechene**, Brigham and Women's Hospital, Boston, MA,
Title: *Quantitative imaging of subcellular metabolism with stable isotopes and multi-isotope mass spectrometry*
4. **Jinzi Zheng**, STTARR Imaging, Toronto, ON,
Title: *A Multimodal Imaging Agent for Correlative Investigations: from Whole Body in vivo Imaging to ex vivo Tissue Microscopy.*

SYMPOSIUM: *Advanced Imaging Techniques and Systems: Super Resolution Microscopy*

Date: **Sunday, March 29th, 8:30 -10:30 AM**

Symposium Chairs: **Paul Goodwin, Doug Rosene**

Talks for Symposium

1. **Ann McEvoy**, GE Health Care/API, Issaquah, WA
Title: *From localization microscopy to structured illumination microscopy*
2. **Travis Gould**, Bates College, Lewiston, Maine
Title: *Imaging biological structures with stimulated emission depletion (STED) microscopy*
3. **Laurence Pelletier**, Mount Sinai Hospital, Toronto, Canada
Title: *Amorphous no more: subdiffraction view of the pericentriolar material architecture*

JOURNAL OF HISTOCHEMISTRY & CYTOCHEMISTRY LECTURE

Date: Sunday, March 29th, 10:30 to 11:30 AM

Symposium Chair: **John Couchman**

Speaker

Gaudenz Danaser, Professor of Cell Biology, UT Southwestern, Dallas, TX

Title: *To be determined*

The Histochemical Society

Business Meeting Minutes

April 27, 2014, 6:00pm, Santa Rosa Room
San Diego Marriott Marquis & Marina, San Diego, CA

Attendance

Officers: President Charles Frevert, President-Elect Douglas Rosene; Secretary-Treasurer Margarida Barroso. Councilors: Paul Goodwin; Jim Mandell; Stephen Hewitt. Editor-in-Chief John R. Couchman; Executive Editor Denis G. Baskin; Executive Director William Stahl; Subscriptions and Marketing Manager Meg McGough; Managing Editor Tanda Jaipen.

Absent: Past-President Nancy Sawtell and Councilor Douglas Taatjes.

Of the 58 in attendance, nine of which are past-presidents of the Society: Dale Abrahamson, Denis Baskin, Stephen W. Carmichael, John R. Couchman, Joseph E. Mazurkiewicz, Cornelis J.F. van Noorden, William L. Stahl, Eduardo Rosa-Molinar, and Heinz-Ulrich Weier.

1. Call to Order.

The meeting convened at 6:00PM with the President welcoming HCS Council, Members, and Awardees. He noted that HCS has two significant events that are in process: 1) The search for a new Editor-in-Chief for JHC (2016-2020 term); and 2) Negotiating a new contract with our commercial Publisher. HCS has hired FASEB to manage both of these tasks.

2. EB2014 / HCS Annual Meeting Report.

President Charles Frevert announced that the meeting has been well attended. The HCS Program and JHC Lecture were excellent. Ron Van Noorden commented that he's very proud of the quality of the program and events. Kevin Roth noted that the Scientific Interest Group (SIG) that HCS and American Society Investigative Pathology (ASIP) organized together provides another opportunity for HCS to highlight themselves as practitioners of histochemistry. The lectures and quality were very high caliber.

3. EB2015.

President Charles Frevert noted that the 2015 annual meeting is scheduled for March 28-April 1, in Boston, MA. Two symposia are planned, as well as the JHC lecture. HCS will again be a guest society of American Society of Investigative Pathology.

4. Short Course.

Eduardo Rosa-Molinar reported that the HCS-IHCM Course has completed its sixth year. The course, for the first two years, consisted entirely of lectures. Four years ago the course moved, to the Marine Biological Laboratory (MBL) in Woods Hole, MA, where it expanded to include hands-on laboratory work. The course has been managed by MBL, and taught by HCS faculty, for the last two years. The course had full attendance and continues to have consistent corporate sponsorship.

5. Secretary – Treasurer's Report.

Margarida Barroso reported on the financial status of HCS. She stated that the Society is financially healthy, and that management of our investments, has been solid, and the asset managers continue to use a conservative investment model.

6. Editor's Report.

The Editor-in-Chief, John R. Couchman, highlighted trends and achievements of *The Journal of Histochemistry & Cytochemistry (JHC)*. JHC authors can expect an average submission to first decision of 20 days thanks to the hard work of our Editorial Board, Reviewers and Editorial Staff. JHC's current impact factor is at

cont. next page..

Business Meeting Minutes *cont.*

2.23 and 5-year impact factor is at 2.53. **JHC**'s immediacy index is very strong at 0.556 and half-life remains >10 years. **JHC** has seen a sharp increase of submissions from Asia and the quality of science and acceptance rate for these articles has followed. The chief demographic composition of submissions is from Europe, United States, and Asia. In 2014 JHC will provide outreach to Asia and South America.

7. Executive Director's Report.

William Stahl reported on the status of the Society.

a. Vincent Gattone & Tibor Barka. Dr. Stahl recognized the passing of Drs. Gattone and Barka. Both were long standing members of The Society who made significant contributions as leaders of HCS and **JHC**.

b. FASEB. He noted that HCS joined FASEB in 2010 and has enjoyed being involved with the organization. HCS is one of only 26 member societies. FASEB is a strong direct advocate for the scientific community to Congress. The affiliation of HCS with FASEB raises the profile of the Society and offers more benefits to HCS members. HCS members serve on many FASEB committees.

8. Awards & Membership Committee Report

Dr. Baskin welcomed all the current and new members of HCS who were in attendance.

Awards.

The 2014 award recipients were recognized and awarded as follows:

New Investigator:

Delphine Gomez	University of Virginia
----------------	------------------------

Ralph D. Lillie:

Shilpi Rajoria	Albany Medical College
Scott M. Tanner	University of Alabama at Birmingham

Vector Outstanding Young Investigator:

Alejandro Adam	Albany Medical College
David Gokhin	The Scripps Research Institute

HCS-sponsored ASIP Trainees:

Steve Cornick	University of Calgary
Ali Francisco Citalan-Madrid	CINVESTAV-IPN
Alexander Garcia Ponce	CINVESTAV-IPN
Patrick Edwin Gygli	The Ohio State University
Joseph G. Daft	University of Alabama at Birmingham
Christopher D. Graham	University of Alabama at Birmingham
Cassandra Corine Lyons	NIAID
Scott M. Tanner	University of Alabama at Birmingham

cont. next page..

Business Meeting Minutes *cont.*

9. Incoming Officers & Councilors.

President Charles Frevert Sawtell introduced Stephen Hewitt as the new Secretary/Treasurer; and Robin Lorenz, James Mandell, and Margarida Barroso (to Vincent Gattone's term) as the new Councilors. He thanked all the Officers, Councilors, Committee members, and HCS staff for all their hard work dedication.

10. New Business.

Stephen Hewitt announced he will be submitting articles for publication this year on controls, preservations, antibodies, validation and related articles for the HCS series of Standards of Practice.

9. Adjournment.


Dr. Frevert adjourned the Business Meeting and 7:05pm and welcomed everyone in attendance to enjoy the reception.



**ACCESS THE LATEST RESEARCH AT YOUR FINGERTIPS
DOWNLOAD THE JHC APP TODAY!**

Stay on the cutting-edge with the JHC App.

- ✓ View the latest issues and OnlineFirst articles
- ✓ Browse and search the journal, accessing articles in full-text and PDF view
- ✓ Quickly access abstracts or full-text of referenced articles
- ✓ Search within an article or full issue
- ✓ View images and tables
- ✓ Mark your favorite articles
- ✓ Download issues and archive full volumes
- ✓ Email articles to your colleagues or share via social media



Available for download in May, 2014

Simply go online, visit the App Store or Google Play to download the app of your choice.



1148199

HCS Committees 2014-2015

Awards and Membership Committee

Margarida Barrosa, Chair

Scott Tanner
Jim Mandell
Denis Baskin
Eduardo Rosa- Molinar
Alejandro Adam
Stephanie Brosius
Delphine Gomez
Douglas Taatjes
William Stahl, *ex officio*
Tanda Jaipean, *ex officio*

Finance Committee

Stephen Hewitt, Chair

Charles Frevert
Margarida Barroso
Nancy Sawtell
John Couchman, *ex officio*
William Stahl, *ex officio*
Tanda Jaipean, *ex officio*

Program Committee

Charles Frevert, Chair

John Couchman
Rebecca Hull
Paul Goodwin
John Shacka
Stephen Hewitt
Doug Rosene
Nancy Sawtell
William Stahl, *ex officio*

Publications Committee

Elizabeth Unger, Chair

Toshio Fujimoto
James Mandell
Robin Lorenz
Margarida Barroso
Stephen Hewitt
Denis Baskin, *ex officio*
John Couchman, *ex officio*
Tanda Jaipean, *ex officio*



Looking Ahead to 2015

Immunohistochemistry and Microscopy 2015 will be held at the Marine Biological Laboratory between Saturday, March 14 and Wednesday, March 18, 2015. The formal announcement will be found at the MBL website (http://hermes.mbl.edu/education/courses/special_topics/index.html) later this year. Further information will be available at that time on the HCS website. Ed Rosa-Molinar and Chuck Frevert are co-directors of the course.

We encourage early application (typically Fall of 2014) for the course since only 30 slots are available. HCS and FASEB-MARC awards are available to support attendance by qualified applicants.

Journal of Histochemistry and Cytochemistry

Editorial Office

University Station, P.O. Box 85630
Seattle, WA 98145-1630
Phone 425-329-2610
Fax: 425-483-1058
Email: johc@uw.edu

Publication Office

Mailing Address:
University Station, P.O. Box 85630
Seattle, WA 98145-1630
Phone: 425-329-2610
Fax: 425-483-1058
Email: johc@uw.edu

Managing Editor
Tanda Jaipen
Email: johc@uw.edu
Phone: 206-832-7903

Editor-in-Chief

John R. Couchman
Email: johc@uw.edu

Executive Editor

Denis G. Baskin
Email: baskindg@uw.edu

The Histochemical Society

Administrative Office

Mailing Address

University Station, P.O. Box 85630
Seattle, WA 98145-1630
Phone: 425-329-2610
Fax: 425-483-1058
Email:
mail@histochemicalsociety.org

Executive Director
William L. Stahl
Email: wlstahl@uw.edu

The Histochemical Society

Officers

President

FREVERT, Charles W.
(2013-2015)
University of Washington
E-mail: cfrevert@uw.edu

President-Elect

ROSENE, Doug
(2013-2015)
Boston University Medical Center
E-mail: drosene@bu.edu

Immediate Past-President

SAWTELL, Nancy
(2013-2015)
Cincinnati Children's Hospital
E-mail: nancy.sawtell@chmcc.org

Secretary/Treasurer

HEWITT, Stephen
(2014-2017)
National Cancer Institute, NIH
E-mail: hewitts@mail.nih.gov

Councilors

BARROSO, Margarida
(2014-2015)
Albany Medical College
E-mail: barrosm@mail.amc.edu

GOODWIN, Paul
(2013-2017)
AppliedPrecision/GE,
paul.goodwin@ge.com

TAATJES, Douglas
(2011-2015)
University of Vermont
School of Medicine
E-mail: Douglas.Taatjes@uvm.edu

LORENZ, Robin G.
(2014-2018)
University of Alabama
at Birmingham
E-mail: rlorenz@uab.edu

MANDELL, James W.
(2014-2018)
University of Virginia
E-mail: jwm2m@virginia.edu