




# The Histochemical Society NEWSLETTER

Summer 2011

Vol. 24 No. 2



*Success!*  
**2011 HCS Short Course**

## In this Issue...

HCS Joins FASEB • 2

Letter from HCS  
President • 3

2012 Annual Meeting  
Announcement • 4

Report on the  
2011 Short Course • 5

Free Color in JHC • 6

Thank you to Sponsors • 8

Scenes from the  
2011 Short Course • 9-12

Scenes from the  
2011 Annual Meeting • 13-16

Minutes of the 2011  
Business Meeting • 16-19

## HCS Joins FASEB!



Dear Friends,

**Good News!** HCS has been accepted as a member of the **Federation of American Societies for Experimental Biology** (FASEB). HCS becomes the 24th FASEB society and joins a distinguished group under the FASEB umbrella. A new phase of development and opportunity for our Society has begun and will provide both HCS and FASEB new opportunities to further their missions.

Joining FASEB offers our Society a number of important advantages including: enhanced profile within the scientific community, public affairs representation through FASEB, and potential FASEB funding for participants in HCS courses. Our members receive reduced registration at Experimental Biology meetings, and access to the FASEB Directory of Members.

These benefits are in addition to those that HCS members currently have, including reduced registration for HCS meetings, complementary online and print editions of the Journal of Histochemistry and Cytochemistry, awards and honors and the opportunity for collegial interactions with colleagues at our annual meetings.

As the FASEB/HCS relationship develops we will have the opportunity to hold our annual meeting as part of the national Experimental Biology Meeting. However, this coming March 2012 HCS will again meet at the Marine Biological Laboratory at Woods Hole. The highly successful HCS Short Course on Immunohistochemistry will be held between March 18-21, 2012. The annual meeting will be held from Wednesday, March 21 through Friday evening, March 23. The program is still being finalized but will include major sessions focusing on molecular imaging, poster sessions, the HCS business meeting and presentation of awards.

I encourage you to attend the 2012 Woods Hole meeting and consider sending your technical staff, students, fellows and junior faculty to the immunohistochemistry course. The annual meeting presents a great opportunity to meet with colleagues and participate in both scientific sessions and technology reviews carried out in the Loeb Lab at the MBL.

If your membership has lapsed we can quickly arrange for reinstatement. To do that contact Meg (<[mgm5@u.washington.edu](mailto:mgm5@u.washington.edu)>) in the HCS office. As a member of HCS you will be listed in the FASEB directory.

**Bill Stahl**

HCS Executive Director

---

### Cover Photo

The cover photo for this issue of your newsletter was contributed by HCS Past-President, Dick Burry. Dick also provided many of the featured Short Course photos. He is an avid photographer, you may see more of his work at: <http://www.burry.zenfolio.com>.

# Letter from HCS President.....

**Dear colleagues,**

Those of us who have experienced our new meeting venue at Woods Hole Marine Biological Laboratories recognize the extraordinary nature of the setting. The excitement of the landmark scientific achievement (past and ongoing) at this historic institution is palpable, providing a richness and vigor to our gatherings that is unique. The renovated laboratory space has made it possible to experience truly outstanding mini-tutorials on the latest technical advances relevant to our shared areas of interest.

The well attended 2011 meeting brought into focus the promises and pitfalls of immunohistochemical detection of post-translational modifications of proteins. Standards for validating specificity of phospho-specific antibodies were discussed, at times extending into the night at the popular local watering hole. Better than 4th of July fireworks, the JHC keynote speaker, John Condeelis, [http://asb.aecom.yu.edu/faculty/condeelis\\_john/](http://asb.aecom.yu.edu/faculty/condeelis_john/) astounded the audience with video of multicellular streaming motility and trans-endothelial migration in a mouse model of breast cancer.

**The 2012 meeting promises to be a unique experience and one that you will not want to miss.** This meeting brings together individuals with a broad expertise for the purpose of expanding our view of immunohistochemistry and microscopy into the future and the tools and processes of transforming shape into knowledge. Wear your jeans (relaxed-fit..food is excellent) and bring your camera. You will enjoy connecting with old friends while experiencing state of the art science and a view into the future of the extraordinary biological insights resulting from probing and visualizing biological landscape and functions across scales from macromolecules to complex tissues.

**Nancy Sawtell,**  
HCS President



## HCS 2012

### New Trends in Immunohistochemistry and Microscopy

Meeting Theme: Bridging the Gap Between Light and Electron microscopy.

This event will be the 63rd annual meeting of the Histochemical Society and will be held on March 21-23, 2012 at the Marine Biological Laboratory at Woods Hole, MA. The meeting will begin on the Wednesday evening March 21, 2012 with the Journal of Histochemistry & Cytochemistry plenary lecture.

**This year's plenary lecture will be given by Richard Hynes, MIT.**

Scientific sessions: are as follows:

Session I:

***QSTORM: Switchable Quantum Dots and Adaptive Optics for Super-Resolution Imaging***

Session II:

***IMAGEQUEST: Citizens Advancing Biology with Calibrated Imaging and Validated Analysis***

Session III.

***Biological Shape Spaces I: Transforming Shape into Knowledge***

Session IV:

***Biological Shape Spaces II: Transforming Shape into Knowledge***

In these four sessions, seventeen invited oral presentations from academic investigators who are recipients of funds for the National Science Foundation "Innovations in Biological Imaging and Visualization (IBIV)" program, an "Ideas Lab" activity to stimulate transformative approaches to biological image analysis and data visualization, as well as four keynote lectures by Scott E. Fraser, Caltech, Robert E. Marc, Univ. Utah., Michael Liebling, Univ. Cal. Santa Barbara, and Patrick A. Carter, Washington State Univ. will showcase breakthroughs and advances in the development of new contrast reagents, development of new imaging technologies, connectomics, correlative imaging techniques, and innovations in large data acquisition and analysis required to achieve their full potential and advance correlative imaging technologies that will allow further advances in anatomical, neurobiological, circuit neuroscience, cell biological, developmental, and clinical research.

A new thematic session will debut at our 2012 annual meeting, the "Histochemical Society Past Presidents Session". As "correlative microscopy" is an emerging theme for the 2012 annual meeting, John M. Robinson, Ohio State Univ., Moise Bendayan, Univ. Montreal, and Eduardo Rosa-Molinar, Univ. Puerto Rico-Rio Piedras will speak as past presidents and as experts in correlative microscopy.

The HCS Council and Officers, Executive Director, HCS Staff, and Program Committee extend a personal invitation to each of you to join us at the HCS2012 meeting. Abstracts will be accepted for presentation as posters in all areas of histochemistry and cytochemistry. Travel awards for students and junior faculty to attend the meeting are available. These include FASEB MARC awards for the HCS short course. We are certain that this will be a novel and exciting meeting and look forward to experiencing it together with you.

**Nancy Sawtell**, HCS President

**Eduardo Rosa-Molinar**, HCS Immediate Past-President



## **2011 Short Course Report**

The 2011 Short Course on Immunohistochemistry was held from March 20-23 at the Marine Biology Laboratory prior to the HCS Annual Meeting. Thirty-three students participated in the course held in recently renovated space in the Loeb Laboratory Building. The new space provided excellent general lab space, large classrooms and break-out rooms, dedicated microscope suites and related support facilities.

The course has been very successful and continues to evolve. The 2008 and 2009 lecture-oriented courses were presented at the Experimental Biology Meetings. The feedback from students at those courses stressed the need for laboratory experience in immunohistochemistry (IHC). The course at the MBL in 2010 was the first attempt at integrating lectures and lab work. As a result of positive, constructive feedback from students and faculty in 2010 the emphasis on formal lecture time has been decreased. More informal lectures were presented in the recent 2011 course and increased lab time was made available to students. There was increased emphasis on image capture and analysis using students' slides obtained during the course. The 2011 basic laboratory modules included chromogen and fluorescence detection, antigen retrieval, and microwave processing for IHC. Lectures and demonstrations covered essentials of IHC, controls, fixation, image management and ethics, amplification methods and related topics.

The course is organized with a very low student/faculty(staff) ratio. The participation of 15 faculty (mostly Council members), six support staff and five industry faculty members insured maximum participation in the course. Council members who participated in the course dedicated over a week of their time to the course and the annual meeting. Their efforts are appreciated by the Society and by the students in the course.

Faculty included: Eduardo Rosa-Molinar, Nancy Sawtell, William Stahl, Charles Frevert, Denis Baskin, Richard Burry, Doug Rosene, Gloria Hoffman, Stephen Hewitt, Hinke Multhaupt, Jerry Sedgewick, John Shacka, Joseph Mazurkiewicz, Margarida Barroso, and Mark Sanders.

Support staff were: Kelley Murphy, Brian Johnson, Noraida Martinez-Rivera, Nydia Rivera-Rivera, Irma Torres-Vazquez and Jose L. Serrano-Velez.

It would also be difficult to organize and run this course without the underlying support of leaders of the Marine Biology Laboratory, including MBL President and Director Gary Borisy, Chief Academic and Scientific Officer, Josh Hamilton and his assistant Julie Early and laboratory oversight and support from Louis Kerr (Microscopy Support Coordinator), and his staff including Martha Peterson. They kept operations moving smoothly and assisted prior to and during the course.

Additionally, industry sponsors provided their technical specialists and equipment at no cost to the Society. We thank Jim Hostetter (Perkin Elmer), Matt Gastinger (Bitplane), Chris Reiken (Zeiss), Rick Giberson (Ted Pella) and Dan Lucking (Olympus) for their overall help, and expertise during the course.

The 2012 course will begin on Sunday morning, March 18th and will conclude Tuesday evening, March 20th. The course will include an elective boot camp on Sunday morning and early afternoon that will introduce students to basic concepts and practice that will help them with microscopy and basic histology practice associated with the course.

Also in 2012 we have established a partnership with the FASEB Minority Access to Research Careers (MARC) program. Awardees are selected by FASEB, who will provide funding for at least five students to attend the HCS immunohistochemistry short course. Our membership in FASEB brings new opportunities for HCS and for scientists in training in many different disciplines represented by FASEB member societies.

***We look forward to a great turnout in 2012 for the course and the annual meeting at Woods Hole.***

## JHC Launches FREE Color Trial!

JHC is well known for the images we publish. To assist authors in the publication of their manuscripts, JHC is launching a free color trial. **Beginning July and continuing through October, JHC will waive Color Processing Fees for all manuscripts submitted during this period.**

Visit JHC online and click on Manuscript Submission to view our Submission Guidelines:  
<http://jhc.sagepub.com/>

Manuscript Submissions:  
<http://mc.manuscriptcentral.com/hcs>

Please forward the message about free color to your colleagues and post docs.

## Setting Up Your JHC Online Account

All HCS members receive online access to the JHC as a benefit of membership. Following our transition to SAGE Publications, all HCS members were required to set up new online accounts on JHC. For those of you that did not set up your account when you renewed your membership, we are including instructions for activation.

1. Go to the SAGE Journals Subscription Help & Services for Society Members:  
<https://online.sagepub.com/cgi/activate/basic>
2. Enter your HCS Member ID in the box below "Activate Your Online Subscription" then select The Histochemical Society from the Society drop down menu, and click submit.
3. On the "Instructions" page be sure to check your personal data. Enter a username and password and click submit to confirm activation. Do not click the Journal Title link until the confirmation process is complete. Save the username and password for when you return to jhc.
4. Once complete, you may return to the electronic Journal homepage and view all sections of the Journals.

If you forget your username or password go to the "Subscribe" tab and look for the link "What to do if you forget your User Name and/or Password" under "Managing your Subscription to Journal of Histochemistry & Cytochemistry"

<http://online.sagepub.com/cgi/recnamepwd>

If you require further assistance, please contact Meg McGough, [mmcgough@histochemicalsociety.org](mailto:mmcgough@histochemicalsociety.org) or Tanda Jaipen, [tjaipen@histochemicalsociety.org](mailto:tjaipen@histochemicalsociety.org) or contact SAGE directly at, [societymember@sagepub.com](mailto:societymember@sagepub.com).

## Shan-Rong Shi at: Immunohistochemistry Meeting in China

Dr. Shan-Rong Shi attended the National Symposium of Immunohistochemistry held in Fuzhou, China from May 27- 31, 2011 and presented two lectures: 1) Quantitative immunohistochemistry based on antigen retrieval and 2) The extended application of the antigen retrieval technique in immunohistochemistry and proteomic analysis.

About 400 participants attended including pathologists and histotechnologists from most larger medical centers in China. There were eight people from his hometown, Sichuan (southwestern China). He set up a booth, presenting information about HCS and JHC, at the main entrance of the conference hall at the West Lake Hotel in Fuzhou. In general, most participants were very interested in topics presented at the meeting, and handouts provided by HCS and JHC were taken by meeting participants.

After the meeting, he was invited by the Dean, Dr. Jiang Gu, of the Medical School at Shantou University for a talk and discussion with pathologists at that institution. Dr. Gu has a large modern laboratory with more than a dozen people and post-graduate students who are writing papers in English. Dr. Shi encouraged them to submit manuscripts to the Journal of Histochemistry & Cytochemistry.



Shan-Rong had several observations and suggestions about the current condition of histochemical research and its organization in China.

- 1) Currently, the Cytochemistry and Histochemistry Society of China is an active member of the International Federation of Societies for Histochemistry and Cytochemistry (IFSHC) but the academic pathology community does not participate in the activities of these groups due in part to the influence of Chinese philosophy about academic interactions. In effect there is no close communication between pathology and anatomy (histology, cell biology) although both are doing histochemistry and immunohistochemistry. The national meeting attended by Dr. Shi was organized by the Chinese Association of Pathology, and financially supported by a biotechnology company, the Maxim Foundation in Fuzhou. Thus, all audiences were from pathology departments.
- 2) He suggested that Professor Wu, Pathology at Peking University, a leader in IHC/pathology, to consider establishing a society of histochemistry or IHC for pathologists.
- 3) Dr. Shi also visited a biotechnology company and in conversations with its CEO planted suggestions for future collaborations between HCS and the Chinese histochemistry community.

Thanks to our Sponsors  
For their generous contributions.



DIGITAL IMAGING MADE EASY



We make it visible.





## Scenes from the 2011 HCS Short Course



**Concentration!**



**Kelly Murphy and  
Nancy Sawtell  
assist students at  
the microscope.**

## Scenes from the 2011 HCS Short Course



**Collaboration!**





## Scenes from the 2011 HCS Short Course



**Application!**



## Scenes from the 2011 HCS Short Course



Nancy Sawtell, Stephen Hewitt and Doug Rosene working with students in the lab.



## Scenes from the 2011 HCS Annual Meeting



Takeisha Farmer is presented the Lillie Award by John Shacka, Chair of the Awards and Membership Committee.




Student award winners (Philippe Cammisoto, Kate Anderson, Diana Koch, Betina Fogh, Takeisha Farmer and Hui Zeng)

## Scenes from the 2011 HCS Annual Meeting




HCS Past-President Denis Baskin presented the Gomori Award to Shan-Rong Shi.

## Scenes from the 2011 HCS Annual Meeting



HCS Past-Presidents Moise Bendayan and Ed Rosa-Molinar





**John Condeelis receives plaque for his presentation of the Journal of Histochemistry and Cytochemistry Lecture.**



**Kevin Roth was recipient of the Carpenter-Rasch Award which recognizes outstanding service to The Society.**



## BUSINESS MEETING MINUTES

March 31, 2011, 7:00pm, Meig's Room  
Marine Biological Laboratory, Woods Hole, MA

Attendance – Officers: President Eduardo Rosa-Molinar, President-Elect Nancy Sawtell, Immediate Past-President Heinz-Ulrich Weier; Secretary/Treasurer Charles Frevert. Councilors: Margardia Barroso, Vincent Gattone, Stephen Hewitt, Gloria Hoffman, Richard Levenson, Doug Rosene, John Shacka, Doug Taatjes. Editor-in-Chief (the Journal of Histochemistry and Cytochemistry) John R. Couchman; Executive Editor Denis G. Baskin; Executive Director William Stahl; Marketing Director Meg McGough; Managing Editor and Executive Secretary Tanda Jaipen.

Number of Attendees: 58

1. President's Welcome and Annual Meeting Report. The President, Ed Rosa-Molinar welcomed and thanked all the attendees and sponsors and reported that the Society has approximately 65 annual meeting attendees and 35 Short Course attendees, and that the program has been well received. He noted the Short Course well and anticipated that it will remain for the foreseeable future. Also, the MBL lab facilities have been an ideal location for this holding the course.

The President remarked that the Society looks for new people and ideas to enhance our meetings and encouraged attendees to submit ideas to any of the Program Committee members.

He thanked all of the committees of the Society, and members of the JHC and HCS staff.

2. Secretary-Treasurer Report. The Treasurer reported that JHC is in good financial health and the outlook for the future looks good despite current market investment trends. The success of JHC is the prime factor for this.

3. Editor's Report. John Couchman was welcomed as the Editor-in-Chief of JHC. He reported that the Journal is being published for HCS by SAGE Publications. He thanked the prior Editors, Kevin A. Roth and Denis G. Baskin. He noted that having exceptional Editors has contributed to the success of JHC over the years.

The Editor-in-Chief commented that as a cell biologist he anticipates that the Journal will be publishing more cell biology papers in the coming years. He also announced that he is going to premier review articles at the beginning of each year.

He introduced JHC's Publishing Editor, Courtney Pugh, of SAGE Publications and also recognized JHC's Director of Marketing, Meg McGough, and Managing Editor, Tanda Jaipen.

4. Awards & Membership Committee Report. The Membership Committee Chair, John Shacka, reported on the membership of the Society and the 2011 awards.

2011 New Members. The Chair welcomed all members in attendance and highlighted the **21 new members of the Society who joined in 2011 as follows:**

Kate Anderson	Albany Medical College
Caitlin Buckspan	Abcam, Inc
Courtney Cain	Pennington Biomed Research Ctr
Philippe Cammisotto	University of Montreal
Elizaveta Fasler-Kan	University of Applied Sciences NW Switzerland
Christian Faulkner	Cincinnati Children's Hospital

Ming Feng	Novartis Inst for BioMed Research
Yancy Ferrer	University of Puerto Rico
Domenico Ferri	University of Bari
Betina Fogh	University of Copenhagen, BRIC
Tracy Gales	GlaxoSmithKline
Paul Goodwin	Applied Precision, LLC
Diana Koch	University of Cincinnati
Harry Leung	Harvard University, Immune Disease Inst
Terry Lewis	University of Alabama at Birmingham
Carolyn Miazga	Abcam, Inc
Caroline Miller	Indiana University School of Medicine
Eva Nilda Rodriguez-Cruz	University of Puerto Rico
Tetsuya Sakairi	Mitsubishi Tanabe Pharma Corp
Brian Strassle	Bristol-Myers Squibb
Hui Zeng	Lawrence Berkeley National Laboratory

## 2011 Awards were presented as follows:

<b>HCS Research Scientist:</b>	Terry Lewis Hui Zeng	University of Alabama at Birmingham Lawrence Berkeley National Laboratory
<b>HCS Student Travel:</b>	Kate Anderson Philippe Cammisotto Takeisha Farmer Betina Fogh Diana Koch	Albany Medical College University of Montreal Indiana University School of Med University of Copenhagen, BRIC University of Cincinnati
<b>Ralph D. Lillie:</b>	Takeisha Farmer	Indiana University School of Medicine
<b>Vector Laboratories Young Investigator:</b>	Hui Zeng	Lawrence Berkeley National Laboratory
<b>George Gomori:</b>	Shan-Rong Shi	University of Southern California, Los Angeles
<b>AnnaMary Carpenter-Ellen Rasch:</b>	Kevin A. Roth	University of Alabama at Birmingham

5. Introduction of New President and Councilors. The Executive Director, William L. Stahl, thanked the retiring President and Councilors (President Eduardo Rosa-Molinar; Councilors Richard Levenson and John Shacka) for their work and dedication to the Society, and introduced the **new President of the Society, President-Elect, Secretary-Treasurer, and Councilors as follows:**

<b>President:</b>	Nancy Sawtell	Cincinnati Children's Hospital
<b>President-Elect:</b>	Charles Frevert	University of Washington
<b>Secretary-Treasurer:</b>	Margarida Barroso	Albany Medical Center
<b>Councilors:</b>	Vincent Gattone Douglas Taatjes	Indiana University School of Medicine University of Vermont

6. Comments by new President. President, Nancy Sawtell, expressed her pleasure at being given the opportunity to help lead the Society and is looking forward to her term and planning the next two annual meetings.

7. Future Meetings Report. Nancy Sawtell reported that the program committee is working very hard for the next meeting in 2012. The meeting will be held at the MBL in Woods Hole again, preceded by the Short Course.

8. New Business.

a. Membership. Nancy Sawtell stated that every member of HCS should try to help grow our Society by introducing one colleague to the Society this year.

9. Adjournment. The President adjourned the Business Meeting at 8:00pm.

Business Meeting minutes submitted by,  
**Tanda Jaipean,**  
HCS Executive Secretary

## HCS and JHC on Facebook

The Histochemical Society and Journal of Histochemistry and Cytochemistry are on facebook and all our posts from both pages go up on our twitter page **@histochemnews**.

The JHC page includes author's notes about their articles with a favorite image from the article, links to the Editor's Choice Open Access Article of the month and when the newest online issue is available.

The HCS page includes current information about the HCS annual meeting, short course and member updates. When available, we include news about other IFSHC society members, job postings and courses of interest to our members.

Send us news about your publications or research and we will share with others on facebook.

Like us on facebook:

**<https://www.facebook.com/histochem> and <https://www.facebook.com/jhc.org>,**



## HCS Committees 2010-2011

### Awards and Membership Committee

- \* John Shacka, Chair <shacka@uab.edu>
- \* Buffie Clodfelder-Miller <clodbuff@uab.edu>
- \* Katherine Halligan <halligk@mail.amc.edu>
- \* Takeisha Farmer <tafarmer@iupui.edu >
- \* Eduarda Rosa-Molinar <ed@hpcf.upr.edu>
- \* Mark Sanders <msanders@umn.edu>
- \* Jose Serrano-Velez <wassiny@hpcf.upr.edu>
- \* William Stahl, *ex officio* <mail@histochemicalsociety.org>

### Finance Committee

- \* Margarida Barroso, Chair <barrosm@mail.amc.edu>
- \* Charles Frevert <cfrevert@u.washington.edu>
- \* Eduardo Rosa-Molinar <ed@hpcf.upr.edu>
- \* Allen M. Gown <gown@phenopath.com>
- \* Richard Levenson <rml@post.harvard.edu>
- \* Doug Rosene <drosene@bu.edu>
- \* William Stahl, *ex officio* <mail@histochemicalsociety.org>

### Program Committee

- \* Nancy Sawtell, Chair <sawtn0@cchmc.org>
- \* Charles Frevert <cwfrevert@u.washington.edu>
- \* Stephen Hewitt <hewitts@helix.nih.gov>
- \* Eduardo Rosa-Molinar <ed@hpcf.upr.edu>
- \* Doug Rosene <drosene@bu.edu>
- \* Tanda Jaipen, *ex officio* <tjaipen@histochemicalsociety.org>
- \* Meg McGough, *ex officio* <mmcgough@histochemicalsociety.org>

### Publications Committee

- \* Vincent Gattone, Chair <vgattone@iupui.edu>
  - \* Gloria Hoffman <gehoffma@umaryland.edu>
  - \* Rima Wazen <rima.wazen@umontreal.ca>
  - \* Kelley Murphy <kmurphy@genetics.utah.edu >
  - \* James L. Witliff <jim.witliff@louisville.edu>
  - \* Denis Baskin, *ex officio* <johc@u.washington.edu>
  - \* Meg McGough, *ex officio* <mmcgough@histochemicalsociety.org>
  - \* John Couchman, *ex officio* <johc@histochemicalsociety.org>
- 



# The Histochemical Society • Newsletter

## Journal of Histochemistry and Cytochemistry

### Editorial Office

University Station, P.O. Box 85630  
Seattle, WA 98145-1630  
Phone 425-329-2610  
Fax: 425-483-1058  
Email: johc@histochemicalsociety.org

### Editor-in-Chief

John R. Couchman  
Molecular Pathology Section  
Department of Biomedical Sciences  
BRIC, Københavns Biocenter  
ole Maaløes Vj 5  
2200 København N  
Denmark  
Email:  
johc@histochemicalsociety.org

### Publication Office

Mailing Address:  
University Station, P.O. Box 85630  
Seattle, WA 98145-1630  
Phone: 425-329-2610  
Fax: 425-483-1058  
Email:  
johc@histochemicalsociety.org

### Executive Editor

Denis G. Baskin  
Email: baskindg@u.washington.edu

### Managing Editor

Tanda Jaipean  
Email:  
tjaipean@histochemicalsociety.org  
Phone: 206-832-7903

### Director Of Marketing HCS and JHC

Meg McGough  
Email:  
mmcgough@histochemicalsociety.org  
Phone: 206-832-9853



## The Histochemical Society Administrative Office

University Station, P.O. Box 85630  
Seattle, WA 98145-1630  
Phone: 425-329-2610  
Fax: 425-483-1058  
Email:  
mail@histochemicalsociety.org

### Executive Director

William L. Stahl  
Email: mail@histochemicalsociety.org

### Executive Secretary

Tanda Jaipean  
Email:  
tjaipean@uw.edu



## The Histochemical Society Officers and Councilors

### Officers

#### President

SAWTELL, Nancy  
Cincinnati Children's Hospital  
E-mail: sawtn0@chmcc.org

#### President-Elect

FREVERT, Charles W. (2009-2012)  
VA Puget Sound Medical Center,  
Seattle  
E-mail: cfrevert@u.washington.edu

#### Immediate Past-President

ROSA-MOLINAR, Eduardo  
University of Puerto Rico-Rio Piedras  
E-mail: ed@hpcf.upr.edu

#### Secretary/Treasurer

BARROSO, Margarida (2011-2015)  
Albany Medical College  
E-mail: barrosm@mail.amc.edu

### Councilors

GATTONE, Vincent (2011-2015)  
Indiana University School of Medicine,  
Indianapolis  
E-mail: vgattone@iupui.edu

HEWITT, Stephen (2009-2013)  
National Cancer Institute, NIH  
E-mail: genejock@helix.nih.gov

HOFFMAN, Gloria (2008-2012)  
Morgan State University  
E-mail: gloria.hoffman@morgan.edu

ROSENE, Doug (2010-2014)  
Boston University Medical Center  
E-mail: drosene@bu.edu

TAATJES, Douglas (2011-2015)  
University of Vermont  
School of Medicine  
E-mail: Douglas.Taatjes@uvm.edu